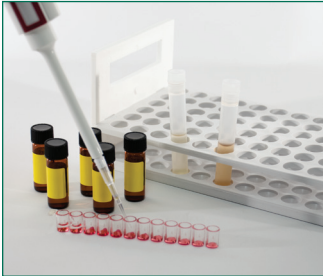


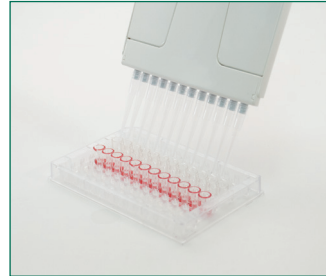
Veratox[®] for Sesame Allergen

Note: Please read kit instructions completely before performing test.


Questions? Call 800/234-5333 or 517/372-9200



1. Add 150 μ L controls and extracted samples to transfer wells.



2. Transfer 100 μ L to the antibody wells. Incubate for 10 minutes. Mix for 20 seconds by sliding back and forth on a flat surface.



3. Dump liquid from antibody wells.



4. Wash wells thoroughly. Repeat wash step 5 times with washing solution.



5. Tap out water on absorbent paper towel.



6. Transfer 100 μ L conjugate from reagent boat to antibody wells using 12-channel pipettor. Incubate for 10 minutes. Mix for 20 seconds by sliding back and forth on a flat surface.



7. Repeat steps 3–5 by dumping out the liquid, thoroughly washing the wells and tapping dry.



8. Transfer 100 μ L substrate from reagent boat to antibody wells using 12-channel pipettor. Incubate for 10 minutes. Mix for 20 seconds by sliding back and forth on a flat surface.



9. Transfer 100 μ L Red Stop from reagent boat to antibody wells. Mix.



10. Read results in a microwell reader.

Product Specifications

Format: Sandwich ELISA

Range of quantitation: 2.5–25 ppm sesame

Controls provided: 0, 2.5, 5, 10 and 25 ppm

Testing time: 30 minutes

Ordering Information

8530 Veratox for Sesame Allergen

Call **800/234-5333** to order or visit us online at www.neogen.com



800-234-5333 (USA/Canada) or 517-372-9200
foodsafety@neogen.com • foodsafety.neogen.com

